



New Products

JANUARY 2023

EuroClone®

We are continually expanding our portfolio to meet your research needs. *Check out the new products released this month!*

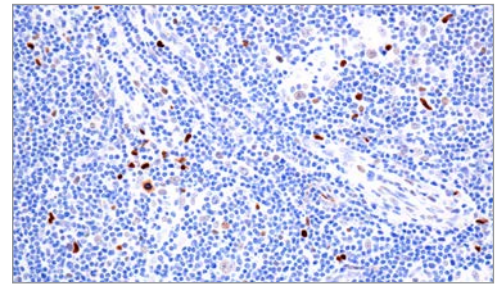
HOT PRODUCTS

BATF3 (E3F3L) Rabbit mAb #72565

Transcription factors essential for dendritic cell development

BATF3 (Basic leucine zipper transcriptional factor ATF-like 3, p21SNFT) is a member of the basic leucine zipper family which dimerizes with Jun proteins and represses AP-1 (Activator protein-1) activity. BATF3 is required for development of conventional type 1 dendritic cells (cDC1s), which cross-present antigens in the context of MHC class I to naive CD8+ T cells, priming them to become activated cytotoxic CD8+ T cells.

KEYWORDS: dendritic cells, development, immunology



IHC-P: IHC analysis of paraffin-embedded human Hodgkin lymphoma using #72565.

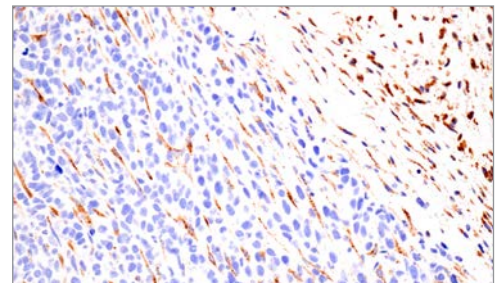
Cathepsin K (E7U5N) Rabbit mAb #57056

Enzyme important for bone metabolism

Cathepsin K (CTSK) is a cysteine proteinase belonging to the cathepsin family, which all share a common papain-like structural fold and a conserved active site Cys-Asn-His triad of residues. Cathepsin K is known to initially be synthesized as an inactive procathepsin K and subsequently processed into a mature enzyme, whose most studied function is "mediation of bone resorption". Many pharmaceutical companies are working on the development of selective inhibitors for cathepsin K for anti-osteoporosis drugs.

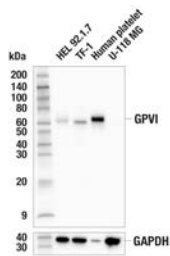
Although originally discovered in osteoclasts, Cathepsin K expression has also been associated with various cancers, such as prostate, breast, bone, lung, and renal carcinoma.

KEYWORDS: bone metabolism, osteoporosis, cancer

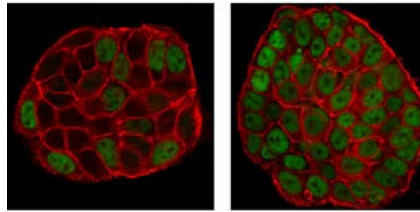


IHC-P: IHC analysis of paraffin-embedded 4T1 syngeneic tumor using #57056.

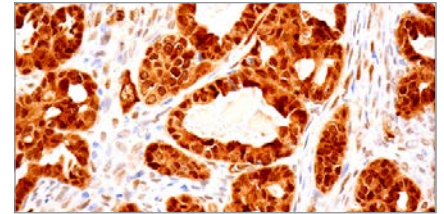




GPVI (E4Y9) Rabbit mAb #45649



Phospho-p53 (Ser15) (16G8) Mouse mAb (BSA and Azide Free) #56979

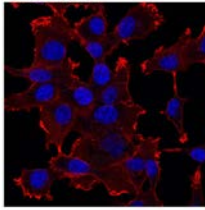


TAZ (E9J5A) XP Rabbit mAb (BSA and Azide Free) #49756

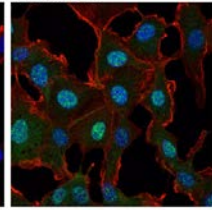
PRODUCT	APPLICATIONS	REACTIVITY	CARRIER-FREE
Adhesion/ECM			
93790T EpCAM (E6V8Y) XP [®] Rabbit mAb (Mouse Preferred)	WB, IP, IHC-LB, IHC-P	H, M, R	
38313T GPNMB (E4D7P) XP [®] Rabbit mAb	WB, IP, IHC-P	H	
45649S GPVI (E4Y9) Rabbit mAb	WB	H	
30075S MMP-1 (E8G4F) Rabbit mAb	WB, IF-IC	H	
16564T MUC1-C (D5K9I) XP [®] Rabbit mAb	WB, IHC-P, IF-IC	H	
56572S MXRA8 (E7K5Q) Rabbit mAb	WB	H, Mk	
25426SF Olfm4 (D6Y5A) XP [®] Rabbit mAb (Mouse Specific) (BSA and Azide Free)	WB, IHC-P, IF-F	M	●
Apoptosis			
97774S Cleaved Caspase-3 (Asp175) (D3E9) Rabbit mAb (Alexa Fluor [®] 750 Conjugate)	FC-FP	H, (R, B, Dg, Pg)	
24844S Cleaved Caspase-7 (Asp198) (D6H1) Rabbit mAb (Alexa Fluor [®] 488 Conjugate)	FC-FP	H, M, R	
45330S Cleaved Caspase-7 (Asp198) (D6H1) Rabbit mAb (Alexa Fluor [®] 647 Conjugate)	FC-FP	H, M, R	
40446SF RIP (D94C12) XP [®] Rabbit mAb (BSA and Azide Free)	WB, IF-IC, FC-FP	H, M, R, Hm, Mk	●
96323SF Phospho-RIP (Ser166) (D8I3A) Rabbit mAb (BSA and Azide Free)	WB, IF-IC, FC-FP	H	●
Autophagy			
58139SF LC3A/B (D3U4C) XP [®] Rabbit mAb (BSA and Azide Free)	WB, IHC-P, IF-F, IF-IC, FC-FP	H, M, R, (X, B, Dg, Pg)	●
Ca, cAMP and Lipid Signaling			
58473S Calreticulin (D3E6) XP [®] Rabbit mAb (PE-Cy7 [®] Conjugate)	FC-FP	H, M, R	
Cell Cycle / Checkpoint Control			
60721SF 53BP1 (E7N5D) XP [®] Rabbit mAb (BSA and Azide Free)	WB, IHC-P, IF-IC	H	●
91590T Aurora A (D3V7T) XP [®] Rabbit mAb	WB, IHC-P	H	
65173SF Cyclin B1 (D5C10) XP [®] Rabbit mAb (BSA and Azide Free)	WB, IF-IC, FC-FP	H, R	●
54011SF MCM2 (D7G11) XP [®] Rabbit mAb (BSA and Azide Free)	WB, IHC-P, IF-IC	H, M, R, Mk	●
56979SF Phospho-p53 (Ser15) (16G8) Mouse mAb (BSA and Azide Free)	WB, IF-IC, FC-FP	H	●
39692T p63 (D9L7L) XP [®] Rabbit mAb	WB, IP, IHC-P	H	
53692SF Wee1 (D10D2) Rabbit mAb (BSA and Azide Free)	WB, IHC-P, FC-FP	H, Mk	●
Chromatin Regulation / Nuclear Function			
87855SF Cas9 (S. aureus) (E4G3U) Rabbit mAb (BSA and Azide Free)	WB, IF-IC, FC-FP	All	●
52177SF Cas9 (S. aureus) (6H4) Mouse mAb (BSA and Azide Free)	WB, IF-IC	All	●
28754SF DNMT1 (D63A6) XP [®] Rabbit mAb (BSA and Azide Free)	WB, IHC-P, IF-IC, FC-FP	H, M, R, Mk (Hm, B, Dg, Hr, GP)	●
17705S GATAD2A (E7B5B) Rabbit mAb	WB, IP, ChIP	H, M, R, Mk	
57796S GLTSCR1L (E4D9W) Mouse mAb	WB, IP	H, M, R, Mk	
59141S Phospho-Histone H2A.X (Ser139) (20E3) Rabbit mAb (Pacific Blue [™] Conjugate)	FC-FP	H, M, R, Mk	
68829S Histone H3 (D1H2) XP [®] Rabbit mAb (Alexa Fluor [®] 750 Conjugate)	FC-FP	H, M, R, Mk, (Hm, C, Dm, X, Z, B)	
43185S Phospho-Histone H3 (Ser10) (D2C8) XP [®] Rabbit mAb (Alexa Fluor [®] 750 Conjugate)	FC-FP	H, M, R, Mk, Z	
85470SF HOXB13 (D7N8O) Rabbit mAb (BSA and Azide Free)	WB, IHC-P	H, Mk	●
46160S MBNL1 (E8Q7B) Rabbit mAb	WB	H, M, R, Mk	
6891T Menin (D45B1) XP [®] Rabbit mAb	WB, IF-IC	H, M, R, Mk (B, Pg, Hr)	
Cytoskeletal Signaling			
93473SF β -Actin (13E5) Rabbit mAb (BSA and Azide Free)	WB, IHC-P, IF-F, IF-IC, FC-FP	H, M, R, Mk, B, Pg, (Hm, C, Dg, Hr, Rab)	●
94369SF Keratin 20 (D9Z1Z) XP [®] Rabbit mAb (BSA and Azide Free)	WB, IHC-P, IF-IC, FC-FP	H	●
90307S MYO1D (E6T6Q) Rabbit mAb	WB	H, M, R	



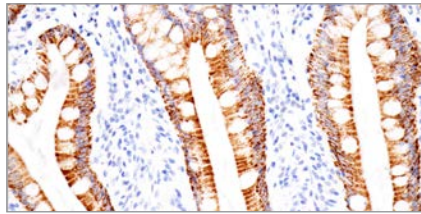
U0126-treated



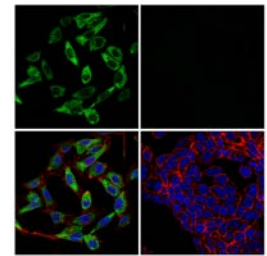
PDBu-treated



Phospho-p44/42 MAPK (Erk1/2) (Thr202/Tyr204) (197G2)
Rabbit mAb (BSA and Azide Free) #9524



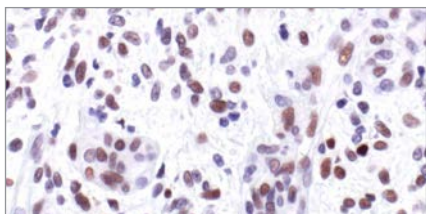
CPS1/Hep Par-1 (OCH1E5) Mouse mAb (Clone previously
known as Hepatocyte Specific Antigen) #96422



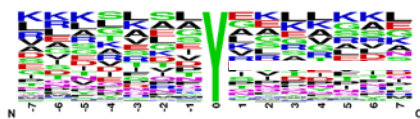
Xanthine Dehydrogenase/Oxidase (E2U8Y)
Rabbit mAb #35792

PRODUCT	APPLICATIONS	REACTIVITY	CARRIER-FREE
Developmental Biology			
37995SF CD105/Endoglin (3A9) Mouse mAb (BSA and Azide Free)	WB, IHC-P	H	●
64326T CD133 (D2W8Q) XP [®] Rabbit mAb	WB, IHC-LB, IHC-P, IF-IC	H	
47061T CELSR2 (D2M9H) XP [®] Rabbit mAb	WB, IHC-P	H	
15171T FAM3C (DIS2D) XP [®] Rabbit mAb	WB, IHC-P, IF-IC, FC-FP	H	
3695T LIN28A (D84C11) XP [®] Rabbit mAb	WB, IHC-P, IF-IC, FC-FP	H, (R, Mk)	
3608T Notch1 (D1E11) XP [®] Rabbit mAb	WB, IP, IHC-P, ChIP	H, M, R	
60433T Pax6 (D3A9V) XP [®] Rabbit mAb	WB, IP, IHC-P, IF-IC	H, (M, R)	
88386SF Sox10 (E6B6I) XP [®] Rabbit mAb (BSA and Azide Free)	WB, IHC-LB, IHC-P	H	●
49756SF TAZ (E9J5A) XP [®] Rabbit mAb (BSA and Azide Free)	WB, IHC-LB, IHC-P	H, M, Mk	●
Glucose/Energy Metabolism			
70720T ASS1 (D4O4B) XP [®] Rabbit mAb	WB, IP, IHC-P, IF-IC	H, M, R	
Immunology and Inflammation			
86772S Rapid-Act T Cell Activation Kit (Mouse, Anti-CD3/CD28)	FUNC	M	
97279SF Aiolos (D1C1E) Rabbit mAb (BSA and Azide Free)	WB, IHC-P, FC-FP	H, M	●
17507T ASC/TMS1 (D2W8U) Rabbit mAb (Mouse Specific) (Alexa Fluor [®] 488 Conjugate)	IF-IC, FC-FP	M	
72565S BATF3 (E3F3L) Rabbit mAb	WB, IP, IHC-P	H	
60066S BST2 (E5D1Z) Rabbit mAb	WB	M	
76536S CARD14 (E3F8E) Rabbit mAb	WB	H	
57056S Cathepsin K (E7U5N) Rabbit mAb	WB, IHC-P	M	
13333T CD79A (D1X5C) XP [®] Rabbit mAb	WB, IHC-P	H	
69659SF Evi-1 (C50E12) Rabbit mAb (BSA and Azide Free)	WB, IF-IC, FC-FP	H	●
87985T Galectin-3/LGALS3 (D412R) XP [®] Rabbit mAb	WB, IP, IHC-P, IF-IC	H	
3892T HSI (D5A9) XP [®] Rabbit mAb (Rodent Specific)	WB, IP, IHC-P, IF-F, IF-IC, FC-FP	M, R	
89799S Granzyme C Antibody	WB	M	
16433S Granzyme F Antibody	WB	M	
30979SF Ikaros (D6N9Y) Rabbit mAb (BSA and Azide Free)	WB, IHC-P, IF-F, IF-IC, FC-FP	H, M	●
36214SF Phospho-IKKα/β (Ser176/180) (16A6) Rabbit mAb (BSA and Azide Free)	WB, IHC-P, FC-FP	H, M, R, Mk, (B)	●
10327T Phospho-IRF-3 (Ser396) (D6O1M) Rabbit mAb (Alexa Fluor [®] 647 Conjugate)	FC-FP	H, M, R	
73236SF MLANA/MART-1 (E9Q4O) XP [®] Rabbit mAb (BSA and Azide Free)	WB, IHC-P, IF-IC	H	●
49422S Myeloperoxidase (E1E7I) XP [®] Rabbit mAb (Alexa Fluor [®] 488 Conjugate)	IF-IC, FC-FP	H	
17646S Myeloperoxidase (E1E7I) XP [®] Rabbit mAb (Alexa Fluor [®] 647 Conjugate)	IF-IC, FC-FP	H	
19360S PGLYRP-1/PGRP-S (E3B6M) Rabbit mAb	FC-FP	H	
16318T Phospho-SLP-76 (Ser376) (D7S1K) Rabbit mAb (PE Conjugate)	FC-FP	H	
90145S Phospho-Stat1 (Tyr701) (58D6) Rabbit mAb (PE-Cy7 [®] Conjugate)	FC-FP	H, M	
74234SF Stat3 (D1B2J) Rabbit mAb (BSA and Azide Free)	WB, IHC-P, IF-IC	H, M, R	●
51865SF Phospho-STING (Ser365) (D1C4T) Rabbit mAb (BSA and Azide Free)	IF-IC	M	●
20399S Phospho-TBKI/NAK (Ser172) (D52C2) XP [®] Rabbit mAb (Alexa Fluor [®] 532 Conjugate)	FC-FP	H, M, (R, Mk, X, B, Dg)	
73382T Phospho-Zap-70 (Tyr319)/Syk (Tyr352) (65E4) Rabbit mAb (Alexa Fluor [®] 488 Conjugate)	FC-FP	H, M, (R, Hm, C, B, Dg, Pg, Hr)	

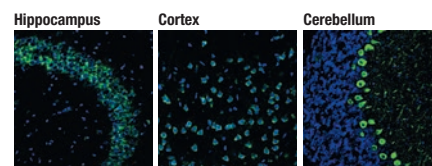




c-Jun (60A8) Rabbit mAb (BSA and Azide Free) #26325



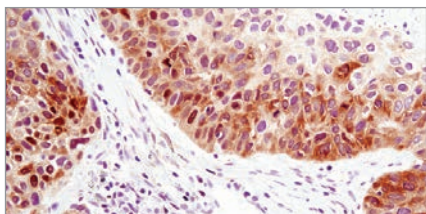
PTMScan® Nitro-Tyrosine Motif [Nitro-Y] Kit #44462



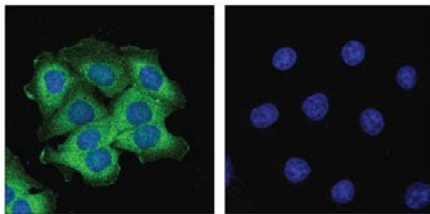
Late-Onset Alzheimer's Disease Risk Gene (Mouse Model) Antibody Sampler Kit #97888

PRODUCT	APPLICATIONS	REACTIVITY	CARRIER-FREE
Infectious Disease			
95561S SARS-CoV-2 Nsp9 (E3E3X) Rabbit mAb	WB	Vir	
MAP Kinase Signaling			
26325SF c-Jun (60A8) Rabbit mAb (BSA and Azide Free)	WB, IHC-P, IF-IC, FC-FP	H, M, R, Mk	●
9524SF Phospho-p44/42 MAPK (Erk1/2) (Thr202/Tyr204) (197G2) Rabbit mAb (BSA and Azide Free)	WB, IF-IC, FC-FP	H, M, R, Mk, Mi, Dm, Z, Pg	●
10242SF Src (36D10) Rabbit mAb (BSA and Azide Free)	WB, IHC-P, IF-F, IF-IC, FC-FP	H, M, (C)	●
Metabolism			
47213T 4F2hc/CD98 (D3F9D) XP® Rabbit mAb	WB, IHC-P, IF-IC, FC-FP, FC-L	H	
94274T 4F2hc/CD98 (D5U4G) XP® Rabbit mAb	WB, IHC-P, IF-IC	H	
40487S ACBP/DBI (E4V8V) XP® Rabbit mAb	WB, IHC-P	H, M, R	
40487T			
45365S ACBP/DBI (E6K8G) XP® Rabbit mAb	WB, IHC-P	H	
45365T			
69974SF ASCT2 (D7C12) Rabbit mAb (BSA and Azide Free)	WB, IHC-P, IF-IC, FC-FP	H, Mk	●
96422S CPS1/Hep Par-1 (OCH1E5) Mouse mAb (Clone previously known as Hepatocyte Specific Antigen)	IHC-P	H	
94004T CYP17A1 (E6A7G) XP® Rabbit mAb	WB, IP, IF-F	H, M, R	
92261SF Legumain (D6S4H) Rabbit mAb (BSA and Azide Free)	WB, IHC-P	H, M, R	●
35939T Malic Enzyme 2 (E1N3F) XP® Rabbit mAb	WB, IF-IC, FC-FP	H, Mk	
68533S PAPS1 (E6U5C) Rabbit mAb	WB	H, M, R, Mk	
95251SF PKM2 (D78A4) XP® Rabbit mAb (BSA and Azide Free)	WB, IHC-P, IF-IC, FC-FP	H, M, R, Mk	●
35792S Xanthine Dehydrogenase/Oxidase (E2U8Y) Rabbit mAb	WB, IF-IC	H	
Motif Antibodies			
34200S PTMScan® Control Peptides O-GlcNAc	–	–	
44462S PTMScan® Nitro-Tyrosine Motif [Nitro-Y] Kit	–	H, M, R	
Neuroscience			
59678T AQP4 (D1F8E) XP® Rabbit mAb	WB, IP, IHC-P, IF-F	H, M, R	
80063SF Glutamate Dehydrogenase 1/2 (D9F7P) Rabbit mAb (BSA and Azide Free)	WB, IHC-P, IF-IC	H, M, R, Mk	●
84037S Iba1/ALF-1 (E4O4W) XP® Rabbit mAb (Pacific Blue™ Conjugate)	FC-FP	H, M, R	
97888T Late-Onset Alzheimer's Disease Risk Gene (Mouse Model) Antibody Sampler Kit	–	M	
35380SF TMEM119 (E3E1O) Rabbit mAb (BSA and Azide Free)	IF-F	M, (H)	●
55739S TREM2 (E4J7A) Rabbit mAb	WB	H, M	

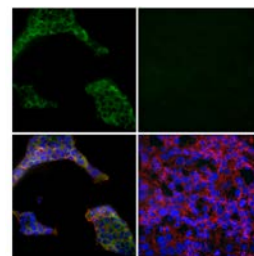




FoxO1 (C29H4) Rabbit mAb (BSA and Azide Free) #29336



Human Reactive Exosome Marker Antibody Sampler Kit #80610

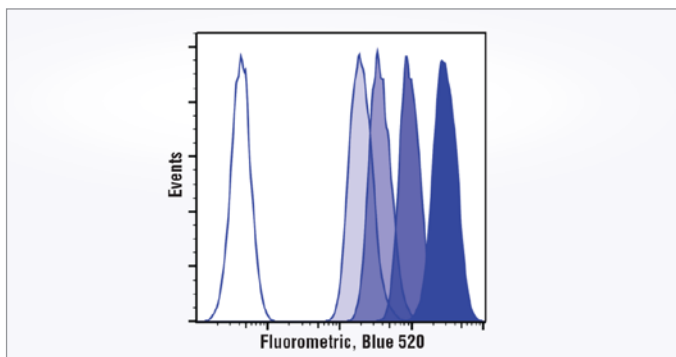


3X DYKDDDDK Tag (E7C5T) Rabbit mAb #87537

PRODUCT	APPLICATIONS	REACTIVITY	CARRIER-FREE
PI3K/Akt Signaling			
29336SF FoxO1 (C29H4) Rabbit mAb (BSA and Azide Free)	WB, IHC-P, IF-IC, FC-FP	H, M, R, Mk	●
Protein Folding and Trafficking			
64293SF Phospho-HSP27 (Ser82) (D1H2F6) XP® Rabbit mAb (BSA and Azide Free)	WB, IHC-P, IF-IC, FC-FP	H, M, (R, Hm, B, Dg, Hr)	●
80610T Human Reactive Exosome Marker Antibody Sampler Kit	–	H	
79842S ZDHHC5 (E7T4N) Rabbit mAb	WB, IP	H	
RTK			
2085T EGF Receptor (E746-A750del Specific) (D6B6) XP® Rabbit mAb	WB, IP, IHC-P, IF-P, IF-IC, FC-FP	H	
76443S EGF Receptor (D38B1) XP® Rabbit mAb (Alexa Fluor® 750 Conjugate)	FC-FP	H, M, Mk	
47737SF Phospho-EGF Receptor (Tyr1173) (53A5) Rabbit mAb (BSA and Azide Free)	WB, IHC-P	H, M, R	●
94065SF FGFR3 (C51F2) Rabbit mAb (BSA and Azide Free)	WB, IHC-P, IF-IC	H	●
23991S Phospho-FLT3 (Tyr589/591) (E4D6Y) Rabbit mAb (Alexa Fluor® 488 Conjugate)	FC-FP	H	
Translational Control			
99623S ADAR1 (E6X9R) XP® Rabbit mAb (Alexa Fluor® 647 Conjugate)	IF-IC, FC-FP	H, Mk	
59278S DDX21 (E9O2Q) Rabbit mAb	WB, IF-IC	H, M, R, Mk	
62788S Phospho-S6 Ribosomal Protein (Ser235/236) (D57.2.2E) XP® Rabbit mAb (Alexa Fluor® 750 Conjugate)	FC-FP	H, M, R, Mk, Mi, Sc, (C, Pg)	
88441S Phospho-S6 Ribosomal Protein (Ser240/244) (D68F8) XP® Rabbit mAb (Alexa Fluor® 700 Conjugate)	FC-FP	H, M, R, Mk, (C, Pg)	
18791S TRMT6 (E7L3M) Rabbit mAb	WB, IP	H, R, Mk	
30894S ZFP36L1 (E6L6S) Rabbit mAb	WB	H, M, Mk	
Ubiquitin and Ubiquitin-like proteins			
5591T SENP3 (D2OAI0) XP® Rabbit mAb	WB, IP, IF-IC	H, M, R, Mk	
83816S Phospho-Ubiquitin (Ser65) (E5T1W) Rabbit mAb (Alexa Fluor® 647 Conjugate)	FC-FP	H, (M, R)	
Related Products			
87537S 3X DYKDDDDK Tag (E7C5T) Rabbit mAb	WB, IP, IF-IC	All	
20818S HA-Tag (C29F4) Rabbit mAb (Alexa Fluor® 750 Conjugate)	FC-FP	All	



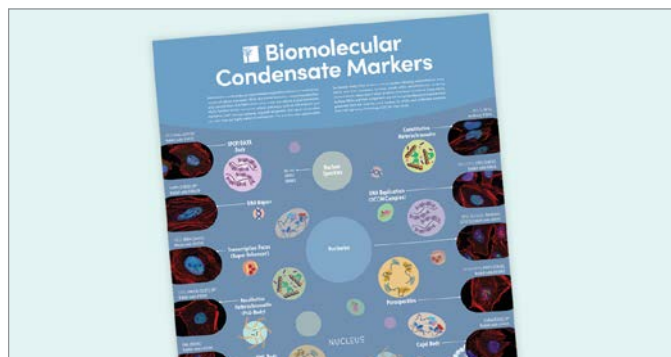
What's New at CST



Time-saving Flow Panel Kits

Save time and reduce the hassle of designing your next flow cytometry experiment with this collection of expertly curated flow panel kits. Choose your panel.

www.cst-science.com/jan23-1



Biomolecular Condensate Markers Poster

Download this poster to see proteins routinely used as markers for various Biomolecular condensates, or membraneless organelles (MLOs) and antibodies available for their study.

www.cst-science.com/jan23-2



Application Guides

See how the right reagents, resources, and technical support can accelerate your research. Optimize your antibody applications with these guides. Download today!

www.cst-science.com/jan23-3



How can you simplify your proteomics workflow?

New PTMScan® HS Kits can detect post-translational modifications, including phosphorylation, ubiquitination, SUMOylation, acetylation, and succinylation.

www.cst-science.com/jan23-4

For Research Use Only. Not For Use in Diagnostic Procedures.

© 2023 Cell Signaling Technology, Inc. CST, Cell Signaling Technology, and XP are registered trademarks of Cell Signaling Technology, Inc. All other trademarks are the property of their respective owners. Visit cellsignal.com/trademarks for more information. 22-LRG-45000-EN

www.cellsignal.com

 Cell Signaling
TECHNOLOGY®